

# Catalogue & Sample Reports



## Recruitment Tests and Training Solutions

PSYCHOMETRIC ASSESSMENTS

Quest Support Team  
+44 (0) 1285 861 734  
[admin@questpartnership.co.uk](mailto:admin@questpartnership.co.uk)

# 2019

# GLOBALLY RECOGNISED SOLUTIONS.

Ability Tests and Personality Assessments including:

- SHL OPQ Reports
- SHL Scenarios
- Hogan
- MBTI
- SHL Tests
- Identity
- Microsoft

Full catalogue visit: [SHOP](#)



# CLIENT SUPPORT

We provide support services to our clients at all levels.

- Guidance on which tools are best suited to your particular H.R. challenge.
- Online shop allows you to purchase assessments directly, products are supplied to you with interpreted reports.
- We also offer management of assessments through our Bureau Service; our team will generate the links, emails to candidates, send you the reports and provide Psychologist feedback.

# ABILITY TESTS:

These tests assess a candidate's ability to understand and interpret information. Some tests have the option to conduct a short verification test e.g. at the interview stage.






Product Brand	Product Name	Description	Sample Report	Price (GBP)
SHL	Verbal Reasoning	A test designed to assess candidates' ability to understand and evaluate written statements		£26.00
SHL	Numerical Reasoning	A test designed to assess candidates' ability to understand and evaluate numerical data		£26.00
SHL	Inductive Reasoning	A test designed to assess candidates' ability to understand relationships between abstract concepts		£26.00
SHL	Mechanical Comprehension	A test designed to assess candidates' ability to understand basic mechanical principles and their application		£26.00
SHL	Calculation	A test designed to assess candidates' ability to carry out basic arithmetical functions		£26.00
SHL	Checking	A test designed to assess candidates' ability to compare information quickly and accurately		£26.00

[This is just a sample of the tests available for our full range please visit our shop.](#)

# SITUATIONAL JUDGEMENT TESTS: These tests assess a candidates managerial judgement







Product Brand	Product Name	Description	Sample Report	Price (GBP)
SHL	Scenarios- Management Level report	A measure of the ability to deal effectively with a range of managerial situations		£80
SHL	Scenarios- Executive Level report	A measure of the ability to deal effectively with a range of senior managerial situations		£100
SHL	Scenarios- Graduate Level report	A measure of the ability to deal effectively with a range of early career challenging situations		£80

[This is just a sample of the tests available for our full range please visit our shop.](#)

# CRITICAL REASONING: These test the application of analytic reasoning skills

Watson-Glaser™

Product Brand	Product Name	Description	Sample Report	Price (GBP)
Watson Glaser	Critical Thinking Appraisal - Assessment report	A measure of overall performance in a range of Managerial and Graduate comparison groups		£60
Watson Glaser	Critical Thinking Appraisal - Development report	Identifies development priorities to create a development plan		£95
SHL	Reliability & Safety Report	For workforce applicants - assesses focus on procedures, teamwork, reliability, customers and safety		£28
SHL	Workplace Safety Solution, Recruiter Report	More detailed report including safety orientation, collaboration, reliability, confidence and compliance		£40

[This is just a sample of the tests available for our full range please visit our shop.](#)

**PERSONALITY QUESTIONNAIRES:** A range of Personality questionnaires are available to support both recruitment and development. A comprehensive selection of reports and/or feedback options are available for each questionnaire. No expensive annual license fees, systems or materials costs. Professional support and advice. Free Candidate Feedback Reports are often included.

Product Brand	Product Name	Description	Sample Report	Price (GBP)
Quest Partnership	Identity	Pre-Interview Report (& Feedback Report)		£67.00
Quest Partnership	Identity	Recruitment Package (Pre-Interview, Onboarding & Feedback Report)		£75.00
Quest Partnership	Identity	Career Focus Report		£67.00
Quest Partnership	Identity	Emotional Intelligence Report		£67.00
SHL	OPQ	Pre-Interview Report (& Feedback Report)		£100.00
SHL	OPQ	OPQ Manager Plus Report		£115.00
SHL	OPQ	Emotional Intelligence Report		£72.00

[This is just a sample of the tests available for our full range please visit our shop.](#)

# QUEST PARTNERSHIP HAS THE ANSWER.



## QUEST PARTNERSHIP LTD

Business Psychology Service support organisations with selecting, managing and developing their workforce. For selection tests, psychometrics, assessments, development and accredited training.



## SHL & OPQ 32

Licensed SHL Enterprise Reseller. Quest Partnership's MD, Max Choi co-author on the OPQ 32 Update Team. Max is also the author of Scenarios.



## IDENTITY™

One of the most versatile & user-friendly Personality Questionnaires on the market. Providing you an insight into the candidates Work Place Preferences, with suggested questions for Interview and Candidate Feedback Report.



## TEST USER A & B

Test User: Occupational training. For those who wish to gain a qualification in Test Use enabling them to administer, interpret & feedback test data. Also benefiting from CPD Accreditation, delivered by interactive Distance Learning.



*“To leave no stone unturned”*



Contact the Quest Partnership Team today:




# THANK YOU

---

 [admin@questpartnership.co.uk](mailto:admin@questpartnership.co.uk)

 <https://questpartnership.co.uk/>

 +44 (0) 1285 861734